


Fiber Optic Transport Solutions for Satellite & Microwave Communications

COMMERCIAL, GOVERNMENT, AEROSPACE AND DEFENSE



BASEBAND, IF, L, S, C, X, DBS, Ku, K, Ka, AND ULTRA-WIDEBAND SIGNAL TRANSPORT

EMCORE is a pioneer of innovative RF and microwave fiber optic solutions for satellite and microwave communications. EMCORE's products, featuring genuine Ortel technology, transport an ultra-broadband frequency range over high-performance fiber optic links from 1 meter to >100 km. A wide range of high-dynamic-range applications are supported including inter- and intra-facility links, antenna signal distribution, electronic warfare systems, broadband delay lines, site diversity systems, high-performance supertrunking links, and much more. EMCORE's complete line of satellite and microwave components, subassemblies and systems eliminate the distance limitations of copper-based coaxial systems.

Optiva Platform RF & Microwave Fiber Optic Transport System

Fiber Optic Transport from 1 MHz to 40 GHz

RF & Microwave Platform Overview

EMCORE's Optiva platform includes a wide range of SNMP managed fiber optic transmitters, receivers, optical amplifiers, RF and optical switches and passive devices, video, audio, data and Ethernet products that provide high-performance fiber optic transmission from 1 MHz to 40 GHz. These units can be used to construct transparent inter- and intra-facility links from 1 meter to >100 km for RF satellite and microwave signal transport, antenna remoting, video transport, electronic warfare systems and many other high-dynamic-range applications.



optiva PLATFORM



Optiva is a completely modular, hot-swappable platform with a variety of rack-mount and compact tabletop, or wall-mountable enclosure options. EMCORE's complete line of Optiva insert cards removes the distance limitations of copper-based coaxial systems at cost and performance levels suited for headends, satellite earth stations, military operations centers, and much more.

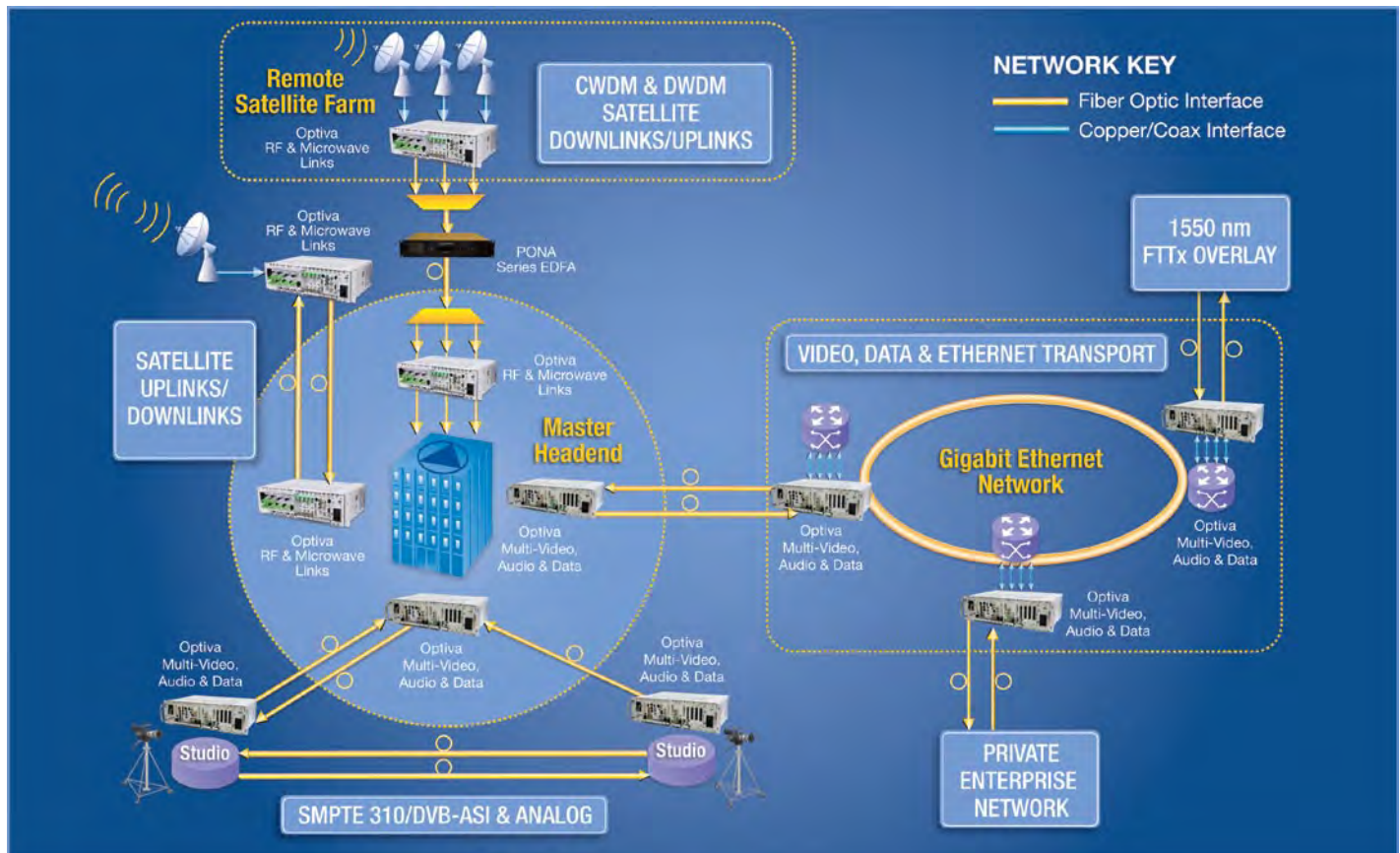
Optiva RF & Microwave Highlights

- 3 RU 19" 16-slot rack-mount enclosure
-Supports up to 16 hot-swappable card modules
- 1 RU 19" 6-slot and 1- or 2-slot compact enclosures available
- Mini-hub outdoor enclosure supports up to 10 card modules
- Dual-redundant hot-swappable power supplies
- SNMP monitoring and control

Optiva Card Module Options

- IF, L, S, C, X, DBS, Ku, K, Ka and Ultra-Wideband
- 1310 nm, 1550 nm, CWDM, DWDM
- Redundancy switching units and RF splitters
- RF and optical switches and passive devices
- Optical amplifiers (EDFA)
- Video, data, audio
- Ethernet 10/100/1000

EMCORE Commercial Satellite Communications Applications



Satellite Communications

IF, L- AND S-BAND FIBER OPTIC TRANSPORT

optiva | PLATFORM



Optiva OTS-1L2, 3 GHz Dual Wideband Fiber Optic Links

The Optiva OTS-1L2 is a dual RF fiber optic link that accepts two RF inputs and provides two RF outputs with a single plug-in pair. This dual-density card increases the chassis capacity by a factor of two. OTS-1L2 transmitters and receivers are optimized to perform in the 50 MHz to 3 GHz frequency range providing transparent signal transportation for satellite antenna applications.



Optiva OTS-1L Series Satcom Band Fiber Optic Links



The Optiva OTS-1L series is optimized to provide transparent IF, L- and S-Band signal transport for a variety of satellite antenna and interfacility link applications. Series options include CWDM, DWDM and 1310/1550 nm models supporting links up to 100 km. The unique features of the OTS-1L series include simple push button peaking for optimum performance and our patented SmartGain Control, which ensures consistent performance over varied signal level conditions.

Optiva OTS-2L10, 10 MHz / L-Band Fiber Optic Links

Optiva OTS-2L10, 10 MHz / L-Band Fiber Optic Links are optimized to provide transparent, simultaneous 10 MHz and L-Band signal transport for VSAT antenna applications. The Optiva OTS-2L10 provides excellent isolation of the 10 MHz reference signal from L-Band signals at the transmitter and receiver with very low phase noise, which facilitates greater flexibility to locate VSAT antennas for optimum performance. Connections is via 50 Ohm SMA and the OTS-2L10 includes receiver DC output for the BUC upconverter with transmitter and receiver RF power monitoring via LED, SMA & SNMP.



OTS-1L Series Highlights

- Dual or single density card options
- 6 dBm (CWDM), 9 dBm (DWDM) output
- 30 dB Tx/Rx adjustable gain range
- Optically-isolated uncooled (CWDM), cooled (DWDM) DFB laser
- Peak optimizer for quick, easy setup
- 50 & 75 Ohm BNC or 50 Ohm SMA
- Tx & Rx RF power monitors via LED, SMA & SNMP
- LNB power
- SNMP monitoring and control

OTS-1L Applications

- Satellite antenna signal transport
- DBS antenna signal distribution
- Interfacility signal transport

10 MHz / L-Band Highlights

- Simultaneous transport of 10 MHz and L-Band signals with excellent isolation
- High-dynamic-range links up to 10 km

10 MHz / L-Band Applications

- VSAT antenna signal transport

REFERENCE & TIMING



Optiva OTS-1 Ref Series Reference Oscillator Links

Optiva OTS-1 Reference Oscillator Links are optimized for 1, 5, 10 and 100 MHz high-level reference signal input. Each unit comes with a 15 dB adjustable gain range capability to provide ideal level match for signal distribution. The OTS-1 Ref series features low phase noise and high-dynamic-range, with optically-isolated DFB lasers that run cool and have low power consumption requirements.

Optiva OTS-IRIG Fiber Optic Intra-Facility Links

Optiva OTS-IRIG (Inter-Range Instrumentation Group) B000 / 1 PPS (Pulse Per Second) Fiber Optic Intra-Facility Links provide for simultaneous transmission of IRIG-B000 and 1 PPS, or one signal each over fiber. These high-performance links feature low jitter and sharp rise and fall times.



Reference Oscillator Link and IRIG Highlights

OTS-1 Ref

- 50 Ohm SMA, E2000
- 8 dBmo optical output
- Low electrical power consumption

OTS-IRIG

- 30 ns, rms jitter
- Excellent rise/fall time
- 50 Ohm BNC, dual-LC

Reference & Timing Applications

- Satellite reference signals
- Satellite time code

>> See Datasheets on EMCORE.com for More Information and Ordering Details

Satellite Communications

IF- & L-BAND FIBER OPTIC TRANSPORT (Continued)

openGear® OPG-1L RF Fiber Optic Links

OPG-1L RF Fiber Optic Links are designed for the openGear® platform standard and are optimized to perform in the 50 MHz to 2.3 GHz frequency range for IF- and L-Band video signals. They provide transparent signal transport between broadcast or cable network antenna facilities and control room terminal equipment.

The OPG-1L can be integrated with EMCORE's family of openGear® compatible OPG-2HDP high-definition SDI video cards, as well as many other openGear® compatible application cards to support transport of multiple signal formats and frequency bands.



Compatible with Standard openGear® Enclosures

The OPG-1L is compatible with openGear® standard 19" rack-mount enclosures such as the OPG-8321 and OG3-FR 2 RU 19" frames, which can hold up to 20 insert cards. A separate module handles the management and control systems, and allows for local or remote interfaces.



OG3-FR

C, X, DIRECT BROADCAST SATELLITE (DBS), KU & KA-BAND FIBER OPTIC TRANSPORT

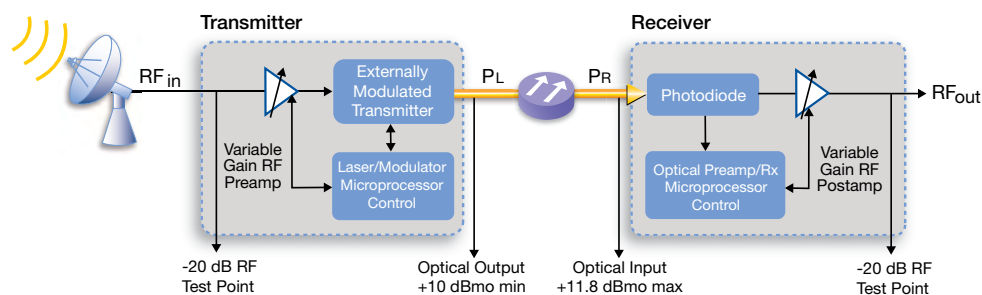
Optiva OTS-2 Series Satcom Band Fiber Optic Links

The OTS-2 Series Satcom Band Fiber Optic Links are a family of SNMP managed fiber optic transmitters and receivers that provide high-performance downlink and uplink transport within the modular Optiva platform. C, X, DBS, Ku- and Ka-Band modules are available. Optiva satcom band modules utilize EMCORE's high-performance ultra-low Relative Intensity Noise (RIN) source laser technology with high optical input power capable photodiodes, and feature microprocessor-based transmitter and receiver control for laser and modulator bias. Satcom band modules come with variable RF gain to provide consistent microwave link operations.



optiva PLATFORM

Block Diagram



>> See Datasheets on EMCORE.com for More Information and Ordering Details



openGear® Highlights

- Supports 1310, 1550, 16-Channel CWDM and 30 km links
- 5 dBm output
- Optically-isolated uncooled DFB laser
- 25 dB Tx and Rx adjustable gain range
- SmartGain Control for enhanced AGC performance
- 50 & 75 Ohm BNC or 50 Ohm SMA
- Dashboard and SNMP monitoring and control
- LNB power capable

openGear® Applications

- Headend RF signal distribution
- Interfacility links

Satcom Band Highlights

- Satellite bands: C, X, DBS, Ku, Ka
- Low RIN source laser
- Microprocessor-based transmitter control for laser bias, modulator bias and link gain
- DWDM cooled DFB laser, 10 dBm output
- SNMP and RS-232 monitoring and control

Satcom Band Applications

- Satcom band antenna signal distribution
- Ground terminal & intra-facility links
- Site diversity systems
- Electronic Warfare (EW) systems
- Broadband delay line and signal processing systems



Satellite Communications

RF & FIBER OPTIC SWITCHING, SIGNAL DISTRIBUTION,
NETWORK MANAGEMENT & CONTROL

optiva | PLATFORM



Optiva OTS-RFS Series Wideband RF Splitters to 40 GHz

Optiva OTS-RFS Wideband RF Splitters (RFS) are designed to provide RF signal distribution for satellite antenna applications from 5 MHz to 40 GHz. Band-specific 2.3, 3, 18 and 40 GHz optimized versions are available. The OTS-RFS series provides RF signal distribution to support 1x1 RF fiber link redundancy applications.



Optiva OTS-RSU Series Wideband RF Redundancy Switch Units to 40 GHz



Optiva OTS-RSU Wideband RF Redundancy Switch Units (RSU) support satellite signal transport link redundancy applications for 1x1 and 1x4 redundant switch configurations when integrated with Optiva RF fiber optic transmitters and receivers. Band-specific 2.3, 3, 18 and 40 GHz optimized versions are available.



Optiva OTS-1-OSU / OTS-2-OSU 2x2 Dual-Band Optical Switch Units

The Optiva OTS-1-OSU (single switch) and OTS-2-OSU (double switch) units are optimized to perform in the 1310 nm/1550 nm (dual-band) operating wavelengths. The OSU integrated with EMCORE's family of fiber delay line units provides a wide range of configurable microwave system delay line links for satellite, radar and calibration applications, plus general optical switching for fiber line applications.



Optiva 10/100 & 10/100/1000 Ethernet Network Management Connectivity with EMCOREView Management & Control Suite



OTP-1ETR OTP-1GETR

The Optiva OTP-1ETR and OTP-1GETR fiber Ethernet links, working together with the Optiva EMCOREView Management & Control Suite (OPV-CTLR-IC), enables network connectivity to remotely and locally monitor and control all the Optiva cards with the EMCOREView GUI. They provide fiber transport connectivity for SNMP network management traffic between remote satellites and control rooms with one channel of duplex 10/100 or 10/100/1000 Ethernet over fiber.



OPV-CTLR-IC

Splitter & Switching Unit Highlights

- Switching, splitting options to 40 GHz
- 50 & 75 Ohm BNC or 50 Ohm SMA
- 1x1 and 1x4 redundant switch configurations (OTS-RSU)
- Automatic and manual redundancy modes (OTS-RSU)
- Dedicated Comm-link for rapid switch response (OTS-RSU-1 models)
- Single or double 2x2 optical switch units (OTS-OSU)
- SNMP monitoring & control (OTS-RSU, OTS-OSU)

Switch & Splitter Applications

- RF redundant link (OTS-RFS, OTS-RSU)
- Configurable delay system (OTS-1-OSU)
- Optical link switch (OTS-1-OSU)

Ethernet NMS Highlights

- Supports 850/1310/1550 nm, CWDM and DWDM (OTP-1GETR) Optics
- Singlemode and multimode options

Ethernet NMS Applications

- LAN/WAN data transport
- Short and long distance Ethernet
- Temporary data feeds

MULTIPLEXING/DEMULTIPLEXING

Optiva MDM-7001 Series CWDM & DWDM Multiplexer/Demultiplexers



The Optiva MDM-7001C CWDM MUX/DEMUX enables multiplexing or demultiplexing of up to 16 CWDM wavelengths onto, or from a common singlemode optical fiber from 1270 nm to 1610 nm. The Optiva MDM-7001D DWDM MUX/DEMUX supports as many as 16 DWDM wavelengths for applications from 1547 nm to 1559 nm. The MDM-7001D/4 is a 1-slot Optiva plug-in module, while the MDM-7001D/8 and MDM-7001D/16 are 2-slot Optiva plug-in modules.

Multiplexer/Demultiplexer Highlights

- Combine and separate up to 16 different CWDM or DWDM wavelengths onto one singlemode fiber
- Minimal optical fiber use for add/drop applications

MUX/DEMUX Applications

- Nodes in dual-redundant fiber rings
- Fiber capacity expansion

>> See Datasheets on EMCORE.com for More Information and Ordering Details



Optiva Platform Rack-Mount, Portable & Outdoor Enclosures and Power Supplies

optiva | PLATFORM



Optiva OT-CC-16F 16-Slot and OT-CC-6 6-Slot 19" Rack-Mount Fan-Cooled Enclosures

The Optiva OT-CC-16F 3 RU and OT-CC-6 1 RU 19" rack-mount, fan-cooled enclosures are ruggedized aluminum housing units that accept any Optiva insert card. Both the 16-slot 3 RU chassis and the 6-slot 1 RU chassis feature hot-swappable power supplies and insert cards and include



OT-CC-16F



OT-CC-6

options for LED indicators for power and status, as well as reversible rack-mounting ears. These high-capacity enclosures provide a state-of-the-art platform for density and space utilization.

Optiva OT-DTCR 1- or 2-Slot Desktop or Wall-Mount Enclosures



OT-DTCR-1

The Optiva Desk Top Card Racks (DTCR) are ruggedized portable aluminum housing units that accept any Optiva insert card. The 1-slot (OT-DTCR-1) and 2-slot (OT-DTCR-2) enclosures both use an external PS-9012 wall-mount power supply. These enclosures are perfect for installations that are space constrained, or do not require rackable equipment.



OT-DTCR-2

MiniHub Enclosure for Optiva Products

EMCORE's MiniHub Enclosure provides power and environmental protection for up to ten Optiva transmitters and receivers for RF, video, data and Ethernet. With a weather-tight seal and all the necessary internal connections and mounting hardware, the MiniHub may be placed directly at the antenna to provide greater flexibility in design.



Optiva PS-200F 200 Watt, PS-9060 60 Watt and MiniHub Power Supplies



PS-200F

The Optiva PS-200F 200 Watt Universal Power Supply is designed for the Optiva OT-CC-16F 19" 3 RU rack-mountable enclosure and Optiva MiniHub. The PS-9060 60 Watt Universal Power Supply is designed for the OT-CC-6 19" 1 RU rack-mountable enclosure. In the MiniHub, PS200F power supplies can drive four transmitters or receivers, plus supply current for up to 10 LNBs



MiniHub Power Supply

Optiva Enclosure Highlights

- Ruggedized aluminum chassis resists shock and vibration
- Hot-swappable insert cards and redundant power supplies
- Chassis to card grounding protects against electrostatic discharge
- Flexible mounting options:
 - Short mounting ears front and rear
 - Long mounting ears front
- EMI/EMC and safety standards conform to CSA and CSE standards
- Unique Daisy-Chaining design better utilizes fiber bandwidth
- Remote monitoring & control of chassis and module parameters with SNMP management card

MiniHub Enclosure

- Weatherized outdoor enclosure
- AC and DC power supply options
- Current for up to 10 LNBs
- Hot-swappable insert cards and redundant power supplies

PS-9012 Wall Mount Power Supply for OT-DTCR Enclosures



Model	Description
PS-200F-AC	Power Supply for OT-CC-16F and MiniHub, 12 V, 200 W, 110/220 VAC input, North American AC Cord
PS-200F-DC	Power Supply for OT-CC-16F and MiniHub, 12 V, 200 W, 48 VDC input
PS-9060-NA	Power Supply for OT-CC-6, 12 V, 100 W, 110/220 VAC input, North American AC Cord
PS-9012	Power Supply for OT-DTCR-1 & OT-DTCR-2, 12 V

>> See Datasheets on EMCORE.com for More Information and Ordering Details

Fiber Optic Amplifiers for Satellite & Microwave Applications

ERBIUM DOPED FIBER AMPLIFIERS (EDFA)

Optiva OTS-20 Series EDFA Modules

The Optiva Series Erbium Doped Fiber Amplifier (OTS-20) and Pre-Amplifier (OTS-20P) modules are ideal building blocks for system integrators to extend the fiber link for long-haul signal transport. They are designed to meet the most demanding noise performance requirements of fiber optic communications and control systems and perform all the functions required of an optical amplifier for system integration.

The OTS-20 Series EDFA provides input and output optical isolation for stable, low noise operation. The input and output optical signal power levels are detected for monitoring and control. The input optical signal is amplified with active gain control for a constant output power level, or with active output power control for constant gain mode operation.



EDFA Highlights

Optiva Series

- Input level: -6 to 12 dBm (OTS-20), ≥ -45 dBm (OTS-20P)
- Output level: 14 / 17 / 20 / 23 dBm (OTS-20), 14 dBm (OTS-20P)
- Standard and optional gain flatness
- Input/output isolation $> 40/40$ dB
- Input/output return loss < -40 dB
- Low electrical power consumption
- SNMP and RS-232 monitoring and control

MAFA Series

- Low noise figure (Typ < 4.5 dB)
- Input/output isolation $> 40/40$ dB
- RS-232 monitor & control interface
- Compact size for tight space environments

PONA Series

- Low noise figure (Typ < 5.5 dB)
- Low electrical power consumption
- Input/output isolation $> 40/40$ dB
- Optional internal optical power splitters

MAFA Series EDFA Gain Blocks




EMCORE's MAFA Series EDFA gain blocks are designed to meet the most demanding noise performance requirements and perform all the functions required of an optical amplifier for system integration. MAFA Series EDFA Gain Blocks provide input and output optical isolation for stable, low noise operation. The input and output optical signal power levels are detected for monitoring and control. The input optical signal is amplified with active gain control for a constant output power level, or with active output power control for constant gain mode operation.

PONA Series 19" Rack-Mount EDFA

EMCORE's PONA Series EDFA's are 19" rack-mount systems that provide optical isolation on the input and output of the gain block for stable, low noise operation. The input optical signal is amplified with active gain control for a constant output power level, or with active output power control for constant gain mode. The input and output optical signal power levels are detected for monitoring and control. The optical output of the PONA 3000 series can be split into number of ports by an optional internal splitter.

PONA 3000



EDFA Power Output Options

Model	Output Power	Model	Output Power
Optiva OTS-20	14 – 23 dBm	MAFA 2100-PA Preamplifier	14 dBm (saturated)
Optiva OTS-20P Preamplifier	14 dBm (saturated)	MAFA 3000	27 – 37 dBm
MAFA 1000	14 – 23 dBm	PONA 2100 1 RU	14 – 27 dBm
MAFA 1014-PA Preamplifier	14 dBm (saturated)	PONA 2114-PA Preamplifier	14 dBm (saturated)
MAFA 2000	14 – 27 dBm	PONA 3000 2 RU	27 – 37 dBm

EDFA Applications

- CATV systems
- FTTx networks
- Long distance RF/microwave fiber optic communication links
- Sensing and control systems
- High-performance supertrunking links
- High power distribution networks
- Long distance microwave and RF optical fiber distribution systems (MAFA and PONA Series)
- Free space optical communications

>> See Datasheets on EMCORE.com for More Information and Ordering Details

Microwave Communications

50 MHz TO 40 GHz ULTRA-WIDEBAND FIBER OPTIC TRANSPORT



OTS-2 Series Microwave Band Fiber Optic Links

The OTS-2 Series Unamplified or Amplified (Tx, Rx Fixed Gain) Microwave Band Fiber Optic Links are a family of SNMP managed fiber optic transmitters and receivers that provide high-performance 50 MHz – 40 GHz transport within the Optiva modular platform. 18, 22 and 40 GHz options are available.

Optiva microwave units are tailored to the requirements of higher frequency applications such as microwave antenna signal distribution, electronic warfare systems, broadband delay lines, signal processing, and phased array antennas. Utilizing EMCORE's high-performance, ultra-low Relative Intensity Noise (RIN) source laser and high optical input power capable photodiodes, these modules provide high-dynamic-range. The system operates at a nominal wavelength of 1550 nm. Wavelength selected lasers on the ITU grid are also available to support multichannel DWDM applications.

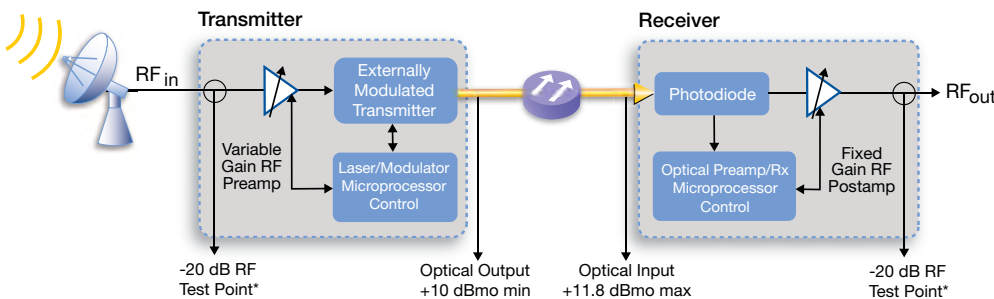


optiva PLATFORM

Microwave Transport Highlights

- Low RIN source laser
- High-dynamic-range of $>110 \text{ dB-Hz}^{2/3}$
- Microprocessor-based transmitter control for laser bias, modulator bias and link gain
- DWDM cooled DFB laser, 10 dBm output
- SNMP and RS-232 monitoring and control

Block Diagram



*50 Ohm SMA female connectors

Microwave Band Applications

- Microwave antenna signal distribution
- Electronic Warfare (EW) systems
- Broadband delay line and signal processing systems
- Frequency distribution systems
- Radar system calibration
- Phased array antenna systems, interferometric antenna arrays

RACK- & FLANGE-MOUNT DFB LASER TRANSMITTERS

3541C, 10341C 10 - 18 GHz DFB Laser Transmitters



The 3541C and 10341C Distributed Feedback (DFB) Laser Transmitters provide exceptional performance for linear fiber optics communications in very wide bandwidth applications. They offer significant improvements in reliability in microwave communication networks by transmitting the RF signal in its original format.

The 3541C is a flange-mount design for extreme environments and the 10341C is a plug-in for integration with EMCORE's System 10000 rack-mountable chassis.

DFB Transmitter Highlights

- High-dynamic-range
- Built-in optical isolator, 1310 nm

Laser Transmitter Applications

- Antenna remoting
- Cellular and PCS networks
- Military tri-band communications
- Tracking, telemetry and control

>> See Datasheets on EMCORE.com for More Information and Ordering Details

Microwave Communications

RUGGEDIZED MICROWAVE FLANGE-MOUNT TRANSMITTERS & RECEIVERS

Small Integrated Transmitter (SITU) and Receiver (SIRU) Units



SITU

EMCORE's Small Integrated Transmitter Units (SITU) are high-performance directly-modulated and externally-modulated transmitters available from 0.05 – 40 GHz. They can be used to construct transparent links for microwave antenna signal distribution, Electronic Warfare (EW) and Ka-Band systems. Other applications include delay lines, signal processing, radar system calibration, phased array antennas and interferometric antenna arrays.

EMCORE's PIN photodiode-based Small Integrated Receivers Units (SIRU) work with their companion SITU units and are available in 3, 7, 13, 18, 22 and 40 GHz optimized options.



SIRU

SITU/SIRU Frequency Options

Frequency Range / Wavelength	Optical Output Power	Frequency Range / Wavelength	Optical Output Power
0.05 – 3 GHz, 1550 nm	+7 or +10 dBm	0.05 – 22 GHz, 1550 nm	+7 or +10 dBm
0.05 – 7 GHz, 1550 nm	+7 or +10 dBm	0.05 – 40 GHz, 1550 nm	+7 or +10 dBm
0.05 – 13 GHz, 1550 nm	+7 or +10 dBm		
0.05 – 18 GHz, 1550 nm	+7 or +10 dBm		

5021T and TR Series DFB Transmitters and Transceivers

The 5021T and TR Series DFB transmitters and transceivers deliver unmatched performance for radar testing, signal processing, phased array antennas and phase noise testing. These rugged devices eliminate many of the problems that are inherent in alternative transceiver technologies.



5021T



5021TR

The 5021T, when used in conjunction with an EMCORE fiber optic receivers, offers superior performance. 5021TR series transceivers are designed for use with EMCORE fiber optic delay spools and deliver performance that is superior to acoustic wave and coaxial delay lines.

5021T Transmitter Frequency Options

Model	Frequency	Description
5021T-A	3 GHz	DFB Transmitter
5021T-B	7 GHz	DFB Transmitter
5021T-C	13 GHz	DFB Transmitter
5021T-D	18 GHz	DFB Transmitter
5021T-E	22 GHz	DFB Transmitter

5021TR Transceiver Frequency Options

Model	Frequency	Description
5021TR-A	3 GHz	DFB Transceiver
5021TR-B	7 GHz	DFB Transceiver
5021TR-C	13 GHz	DFB Transceiver
5021TR-D	18 GHz	DFB Transceiver
5021TR-E	22 GHz	DFB Transceiver

>> See Datasheets on EMCORE.com for More Information and Ordering Details

Flange-Mount Transmitter and Receiver Highlights

SITU SIRU

- Low RIN Source laser, laser and modulator bias control circuit, high optical input power photodiode
- High-dynamic-range of $>110 \text{ dB-Hz}^{2/3}$
- Multiple optical output power options
- DWDM operation
- Fully-integrated unit

SITU SIRU Applications

- Microwave antenna signal distribution
- Broadband delay line and signal processing systems
- Frequency distribution systems
- Phased array antenna systems, interferometric antenna arrays



5021T and TR Series

- Bandwidth from 3 GHz to 22 GHz
- Cooled, isolated direct-mod DFB laser
- High-dynamic-range
- 40 to +65 °C operating temperature range
- Flat frequency response and low phase noise

5021T Series Applications

- Radar testing
- Signal processing
- Phased array antenna systems
- Antenna remoting
- Phase noise processing
- Military communications

Radar Testing, Signal Processing & Phased Array Antennas

FIBER OPTIC DELAY LINES

EMCORE's fiber optic delay lines offer superior performance and provide highly-accurate, repeatable and adjustable electrical time delays. They are available in a variety of ruggedized form-factors and delay lengths of greater than 2,000 μsec are available.

Optiva OTS-ODLS Internal Fiber Delay Line System

The Optiva OTS-ODLS Internal Fiber Delay Line System is designed for use with Optiva transmitters, receivers, optical switches and EDFAs within the modular Optiva platform. The optical switches (OTS-1-OSU, OTS-2-OSU) allow for up to four separate delays to be combined and switched with a maximum delay time of 40 μs .



DLS (Delay Line System)

EMCORE's DLS provides convenient RF input/outputs that connect to an internal RF transmitter and RF receiver. Frequency range, delay length and link performance requirements can be tailored over a wide range of performance levels to meet specific requirements. The system is supplied as a complete solution with all modules mounted in 19" racks that use standard AC power.



5021D Internal and External Fiber Delay Line Systems



Internal System

The 5021D Internal and External Fiber Delay Lines are rugged devices that eliminate many of the problems that are inherent in alternative transceiver technologies. The small size allows for a long delay in a compact package with the superior temperature stability of fiber.



External System

Delay Lines Frequency and Delay Options

Model	Description	Frequency	Delay
OTS-ODLS 18GHz	Optiva 18 GHz – 40 μs max Internal Fiber Delay Line System	.05 – 18 GHz	3 – 40 μs
OTS-ODLS 22GHz	Optiva 22 GHz – 40 μs max Internal Fiber Delay Line System	.05 – 22 GHz	3 – 40 μs
OTS-ODLS 40GHz	Optiva 40 GHz – 40 μs max Internal Fiber Delay Line System	.05 – 40 GHz	3 – 40 μs
DLS	Delay Line System – Delay Spool and Optical Transceiver	.05 – 40 GHz	3 – > 2,000 μs
5021D-A11	Internal Delay Line System – Delay Spool & Optical Transceiver	.05 – 3 GHz	1 ns – 250 ns
5021D-B11	Internal Delay Line System – Delay Spool & Optical Transceiver	.05 – 7 GHz	1 ns – 250 ns
5021D-C11	Internal Delay Line System – Delay Spool & Optical Transceiver	.05 – 13 GHz	1 ns – 250 ns
5021D-D11	Internal Delay Line System – Delay Spool & Optical Transceiver	.05 – 18 GHz	1 ns – 250 ns
5021D-A13	External Delay Line System – Delay Spool & Optical Transceiver	.05 – 3 GHz	1 ns – 35 μs
5021D-B13	External Delay Line System – Delay Spool & Optical Transceiver	.05 – 7 GHz	1 ns – 35 μs
5021D-C13	External Delay Line System – Delay Spool & Optical Transceiver	.05 – 13 GHz	1 ns – 35 μs
5021D-D13	External Delay Line System – Delay Spool & Optical Transceiver	.05 – 18 GHz	1 ns – 35 μs
5021D-A15	External Delay Line System – Delay Spool & Optical Transceiver	.05 – 3 GHz	1 ns – 65 μs
5021D-B15	External Delay Line System – Delay Spool & Optical Transceiver	.05 – 7 GHz	1 ns – 65 μs
5021D-C15	External Delay Line System – Delay Spool & Optical Transceiver	.05 – 13 GHz	1 ns – 65 μs
5021D-D15	External Delay Line System – Delay Spool & Optical Transceiver	.05 – 18 GHz	1 ns – 65 μs

>> See Datasheets on EMCORE.com for More Information and Ordering Details



Delay Lines Highlights

Optiva Delay Line System

- 40 μsec delays max
- Smaller size and less weight - conserves rack space
- Flat phase response
- Minimal triple-transit echoes
- Low temperature sensitivity

DLS

- Fiber-based: Longer delays possible than with coax/waveguide/SAW technology
 - Delays > 2,000 μsec available
- RF in – RF out: Requires no user expertise in fiber
- Unity RF link gain: Preserves RF signal levels
- 0.05 - 40 GHz bandwidth
 - Replaces multiple waveguide systems with a single link
- Lightweight: Enables airborne and mobile solutions

5021D

- Internal and external delay system options
- 40 to +65 $^{\circ}\text{C}$ operation
- Flat frequency response
- High-dynamic-range

Delay Line Applications

- Radar system manufacturing, calibration and testing
- Signal processing
- Phase noise processing
- Phased array antenna systems
- Electronic Warfare (EW) systems
- Military aircraft



Optiva Multimedia Transport & Genesis XD Multimedia Matrix Switching Platforms

Optiva Multimedia Transport Platform

Opticomm-EMCORE's Optiva platform offers next-generation High-Definition transport and distribution solutions to the professional audio/video, broadcast, cable, corporate and government markets. It is cost-effective and flexible, supporting both analog and digital requirements, and is customizable to accommodate precise video, audio and data transport needs. Almost any configuration is available over a single fiber. All cards are hot-swappable and may be housed in 19" racks, or as stand-alone units using ruggedized desktop racks.



optiva PLATFORM

Genesis XD Multimedia Matrix Switching Platform

Opticomm-EMCORE's Genesis XD (GXD) is an all-in-one multimedia matrix solution that converts, scales, switches and distributes video, audio and data for small-to-large connectivity applications. GXD's massive 40 Gbps backplane accommodates uncompressed 4K UHD resolutions now and 8K resolutions later, allowing it to serve as a staple for Installers that want a flexible and reliable connectivity platform.



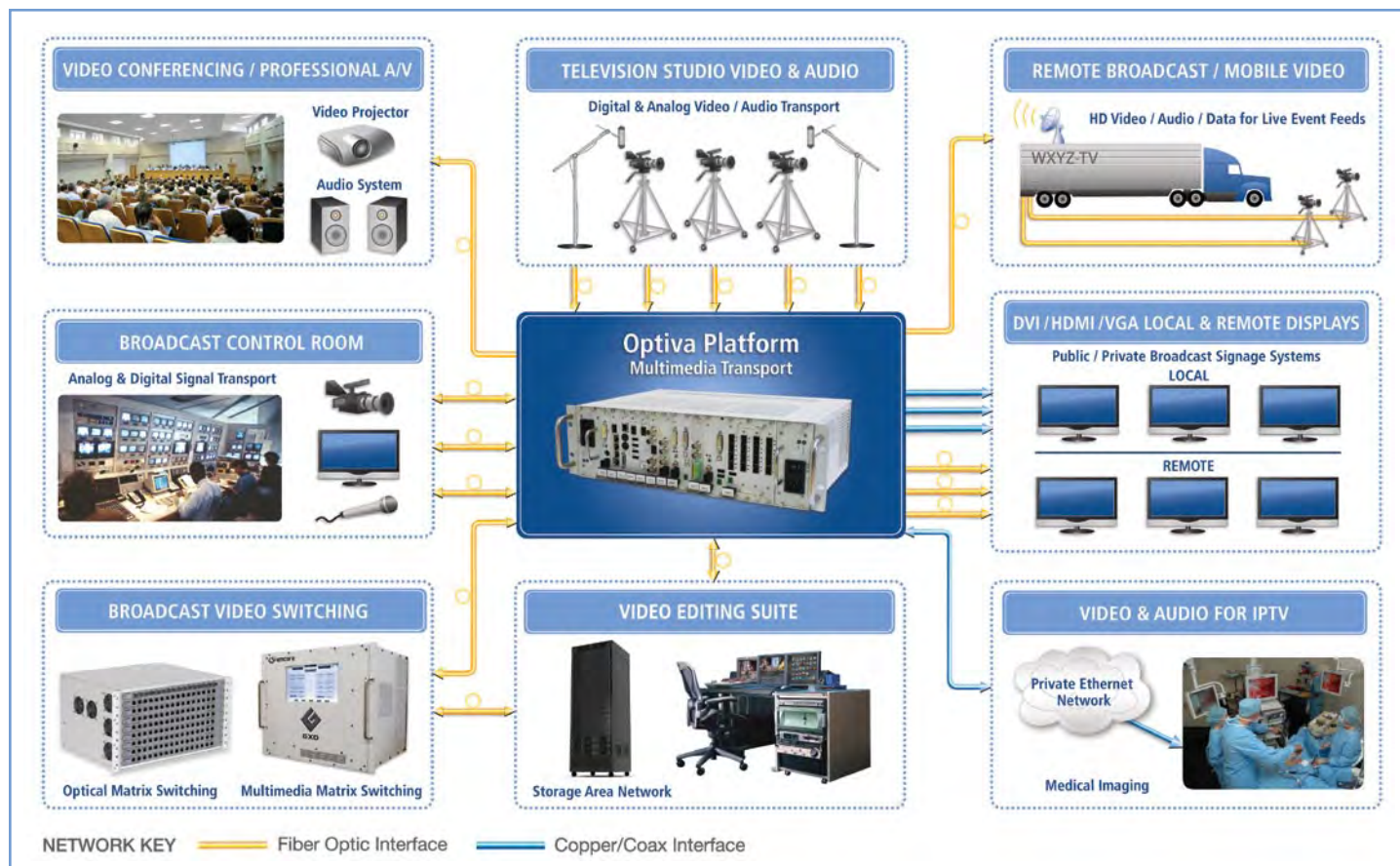
Optiva Multimedia Highlights

- 3G HD / HD-SDI / SDI video over fiber, CATx / HDBaseT
- 4K UHD DVI / HDMI / VGA video over fiber, CATx / HDBaseT
- Audio, component and composite video, contact closure over fiber
- Ethernet / USB and serial data over fiber
- Remote management and control to any SNMP-based management software
- Future-proof due to proprietary daisy-chain technology, allowing for easy expansion and optimization of bandwidth

Applications

- Broadcasting / IPTV / CATV
- Mobile video and digital signage
- Security and surveillance
- Military and government video
- Educational / video conferencing
- Medical imaging

Next-Generation Video, Audio and Data Transport



>> For more information on Opticomm-EMCORE Multimedia Transport Solutions, please visit www.opticomm.com

EMCORE Satellite & Microwave Communications Heritage

EMCORE is a vertically-integrated manufacturer that pioneered the MOCVD (Metal-Organic Chemical Vapor Deposition) process for both development and production of virtually all compound semiconductor-based materials and devices in use today. EMCORE owns and operates a 7,000 square foot semiconductor wafer fabrication plant at our corporate headquarters in Alhambra, California.

EMCORE's vertical integration and differentiated laser platform based on genuine Ortel linear fiber optic technology allows us to achieve many variants in optical design. Key elements can be independently optimized supporting customization and faster product design cycles. EMCORE has development, qualification and production capabilities in advanced photonics from prototyping to volume manufacturing.

EMCORE's combination of semiconductor manufacturing expertise and advanced photonics design capability has enabled us to achieve strong penetration in both the commercial and government satellite and microwave communications markets.

Quality Management - ISO 9001 Certified

EMCORE's various manufacturing processes involve extensive quality assurance systems and performance testing. Our manufacturing facilities have all acquired and maintain ISO 9001 certification.

How To Contact

For more information about EMCORE solutions for Satellite & Microwave Communications, visit www.emcore.com, or contact us below.

EMCORE Fiber Optics

North America

2015 Chestnut Street
Alhambra, CA 91803 USA

P +1 626-293-3400

F +1 626-293-3428



Email

For EMCORE Satellite & Microwave Communications products, email satcom-sales@emcore.com.

For Opticomm-EMCORE Video, Audio & Data Transport products, email video-sales@emcore.com.

