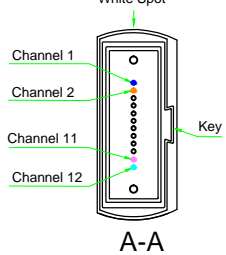
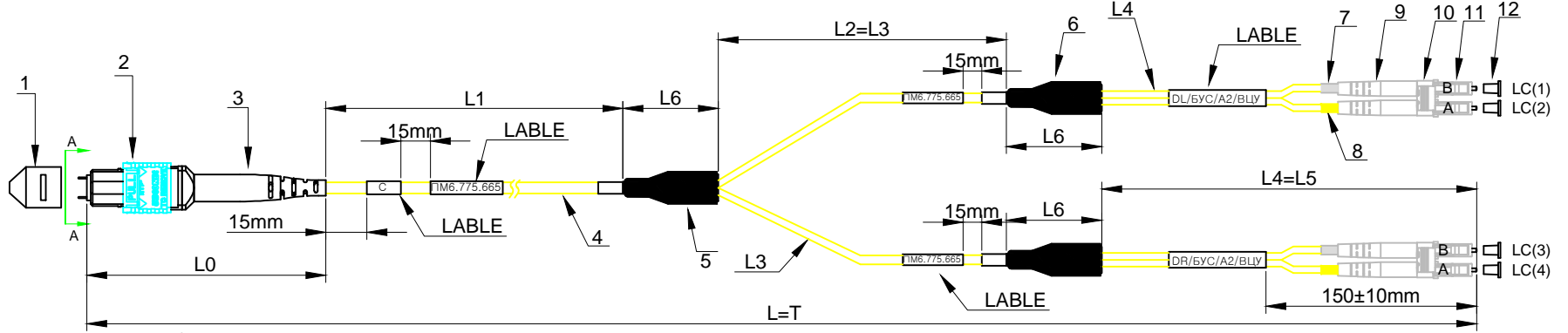


REV	DESCRIPTION	ENG.BY	DATE
A	The first release	Jianzheng Zhu	2017-03-14



1.Patchcord Length

Length(m)	Tolerance(m)
0 < L < 1.0	+0.05/-0
1.0m ≤ L < 20m	+0.10/-0
20m ≤ L	+1% x L/-0

2.Fiber Chart

250um Fiber Colors	Fiber A Side A(MTP)	Fiber B Side B
Blue	Channel 1	LC (2)
Orange	Channel 2	LC (4)
	Channel 3	
	Channel 4	
	Channel 5	
	Channel 6	
	Channel 7	
	Channel 8	
	Channel 9	
	Channel 10	
Pink	Channel 11	LC (3)
Aqua	Channel 12	LC (1)

Length of segments/mm

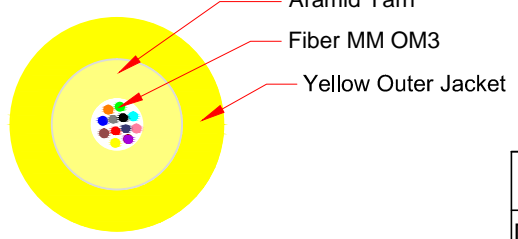
L0	L1	L2	L3	L4	L5	L6
58	3100 ⁺⁵⁰ ₀	850 ⁺¹⁰ ₀	850 ⁺¹⁰ ₀	1500 ⁺⁴⁰ ₀	1500 ⁺⁴⁰ ₀	58

12	LC Dust Cap (White)	4
11	LC/UPC Connector MM Duplex 2.0mm (Beige)	2
10	LC Duplex Clip (Beige)	2
9	LC Boot (Beige)	4
8	LC Yellow Heatshrink Tube with Crimping	2
7	LC White Heatshrink Tube with Crimping	2
6	Fan Out (Black)	2
5	Fan Out (Black)	1
4	MM OM3 4Fx 250um OD3.0mm LSZH Cable (Yellow)	XXm
3	MTP Boot	1
2	MTP/PC Male Low Loss Connector MM 12 Cores 3.0mm (Aqua)	1
1	MTP Dust Cap (Black)	1
ITEM	DESCRIPTION	Q'TY

3.Connector Test Specifications

Parameters	MTP/UPC	LC/UPC
Insertion Loss	≤0.35dB	≤0.20dB
Return Loss	≥25.0dB	≥25.0dB
Operating Temperature	-40℃~85℃	
Storage Temperature	-40℃~85℃	

4.Cable structure



HJ3•W Inc

DRAWN BY	Jianzheng Zhu	SPEC.	SSP-665-MTP(M)-2DLC-G3-5-57YL			Rev.	A
CHECK BY	Min Tan	CUSTOMER	Patchcord: MTP/UPC(M)-LC/UPC MM OM3 12 Cores 250um OD3.0mm LSZH Yellow L=5.57M			SHEET	X/P
APPD. BY	Guangfu Yang	DWG. NO.	DATE	2017-03-14	SCALE	NONE	UNIT: mm